

Claremont McKenna College

Alumni Survey Results

This report combines two surveys of CMC alumni post-graduation activities and opinions, with enrollment reports from the National Student Clearinghouse. Topics covered include: alumni activities, career and post-graduate education data, and evaluations of CMC.

- American Council on Education (ACE) Young Alumni Survey- Claremont McKenna College participated in the ACE Young Alumni Survey during the fall of 2010, along with 20 other institutions including large research universities, 4-year private schools, and 2-year public institutions. The survey was conducted through phone interviews with 400 CMC alumni of ages 25-39.
- Higher Education Data Sharing consortium (HEDS) Alumni Survey- Claremont McKenna College participated in the HEDS Alumni Survey during the spring of 2014, along 32 other comparison institutions. Alumni from 1-year, 5-years, and 10-years post-graduation were asked to participate in a web-based survey by email. The overall response rate for CMC was 22.1% (n= 163).
- National Student Clearinghouse (NSC)- The Office of Institutional Research collected and analyzed degree information for alumni who received undergraduate degrees from Claremont McKenna College between 1994 and 2014 (n=5,797), through the National Student Clearinghouse's StudentTracker service. Degree reporting for NSC members is optional and has some limitations: There are large inconsistencies across institutions and sometimes even within one institution with multiples schools (law, medical, etc.), in reporting degree information to the NSC. This includes whether or not a degree was received and potentially blank fields for degree titles and majors. Additionally, student records may be intentionally blocked by a student or an institution.

Activities of Alumni:

Primary activity of CMC alumni after graduation	1-year post-graduation	5-years post-graduation	10-years post-graduation
Employment, full-time	61.3%	62.7%	89.7%
Employment, part-time	8.0%	1.7%	3.4%
Employment, multiple jobs	2.7%	3.4%	0.0%
Graduate or professional school, full-time	18.7%	27.1%	6.9%
Graduate or professional school, part-time	0.0%	0.0%	0.0%
Military service	1.3%	0.0%	0.0%
Volunteer or national service (Peace Corps, Americorps, etc.)	2.7%	0.0%	0.0%
Not employed, but seeking employment, admission to graduate school, or other opportunity	2.7%	1.7%	0.0%
Not employed by choice (homemaker, traveling, volunteer, retired, etc.)	2.7%	3.4%	0.0%

*HEDS Alumni Survey (graduation cohorts disaggregated)

Alumni Careers/Employment:

At what point did you secure your first paying job after graduating from your undergraduate institution?

	CMC Alumni	Comparison Institutions' Alumni
While enrolled as an undergraduate.	49.4%	31.4%
During the first six months after graduation.	28.8%	41.8%
During the second six months after graduation.	1.3%	7.2%
More than a year after graduation.	11.3%	11.0%
I have not yet sought a paying job; I am a full-time student or engaged in other activities.	8.1%	7.2%
I have sought a paying job, but I have not yet found one.	1.3%	1.5%

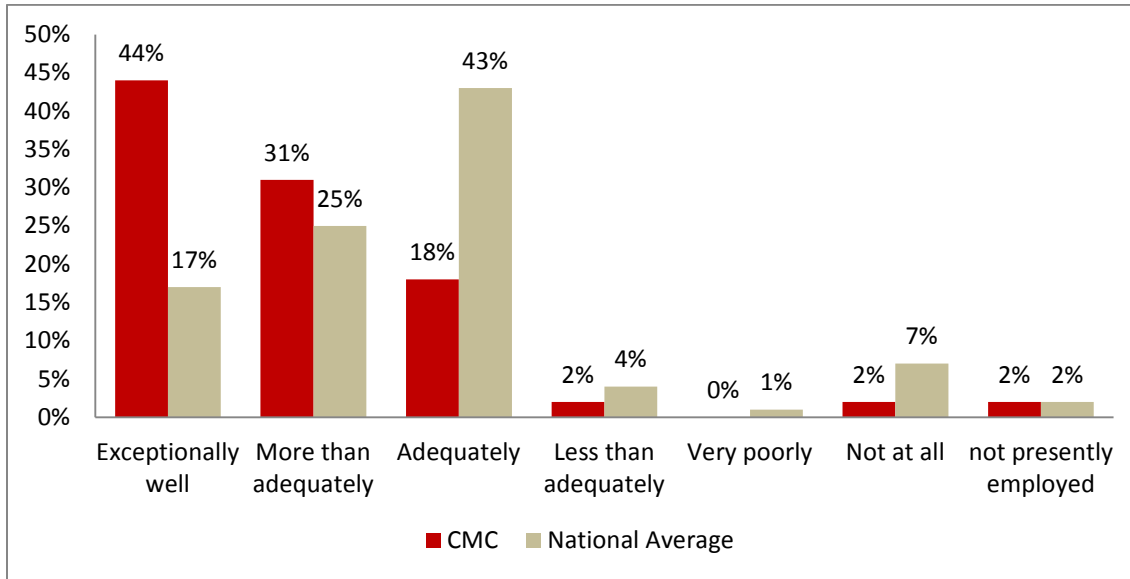
*HEDS Alumni Survey (aggregated results for all cohorts)

Please indicate whether each of the following descriptions applied (applies) to your first paying job after you graduated from your undergraduate institution. (Check all that apply)

	CMC Alumni	Comparison Institutions' Alumni
Was related to my undergraduate major.	51.0%	49.3%
Used skills I gained as an undergraduate.	80.7%	63.6%
Was related to my desired career path.	69.7%	56.3%
Was work I found meaningful.	53.8%	57.2%
Allowed me to continue to grow and learn.	77.2%	68.2%
Paid enough to support my desired lifestyle.	68.3%	51.1%
Paid health insurance benefits.	71.0%	54.7%
Continued until I wished to leave.	75.9%	63.2%
Overall, was a satisfying job.	61.4%	58.1%

*HEDS Alumni Survey (aggregated results for all cohorts)

How well did your undergraduate college experience prepare you for your current job?



*ACE Young Alumni Survey

Graduate or Professional School:

Of the 5,797 individuals who received bachelor’s degrees from CMC between 1994 and 2014, 33.4% (n=1,936) have records of graduate degrees with the Clearinghouse. There were 21 alumni with unknown degrees; since we are unable to confirm whether those are graduate-level (many alumni pursue additional bachelor’s degrees, certificates, and other post-bac programs), those “unknown” records are not counted in this percentage or in the table for degree types provided below.

Additionally, 265 alumni have received multiple graduate degrees, such as an MA and PhD, or an MA and an MBA. Those individuals are only counted once in the 33.4% above, but all of their degrees are reflected in the degree type table below and in the listing of degrees by institution that follows.

Degree Type	%
DVM (Vet)	0.4%
JD, LL.M	24.7%
Master’s Degrees (MA, MS, MEd, MDiv, MPA, MFA, & others including PA and ABD)	43.1%
MBA, EMBA	18.3%
MD, DO, DDS, OD	6.0%
PhD or other Doctorate (EdD, PharmD, DPT, etc.)	7.5%
Total	100.0%

*National Student Clearinghouse

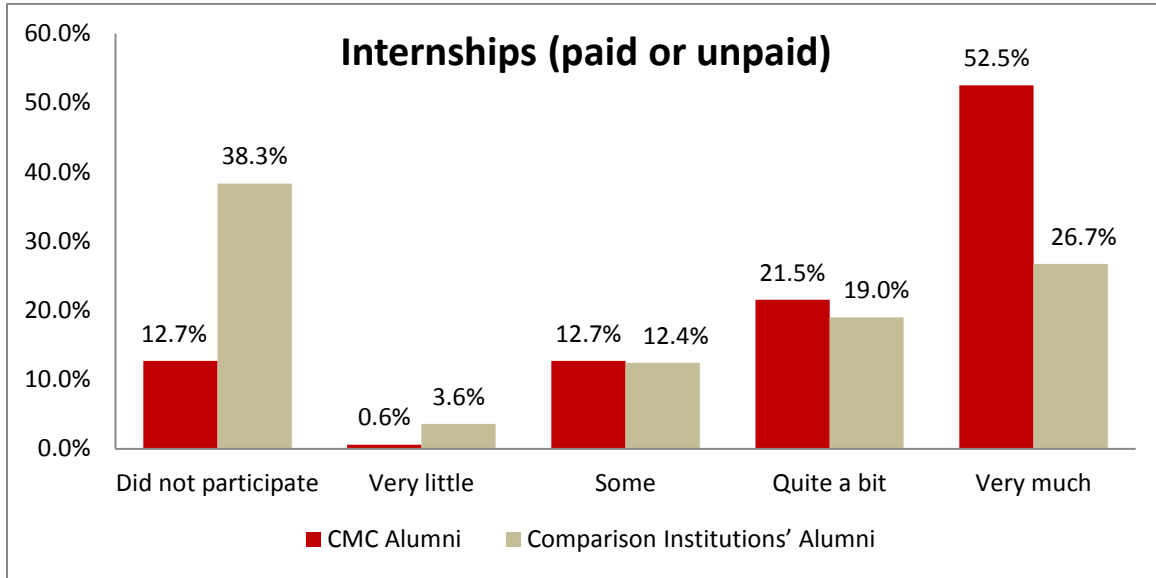
Excludes: Associate degrees, bachelor’s degrees, and certificate and post-bac programs

Includes: Multiple degrees received by the same individual and CMC BA/MA graduates

Alumni Evaluations of CMC

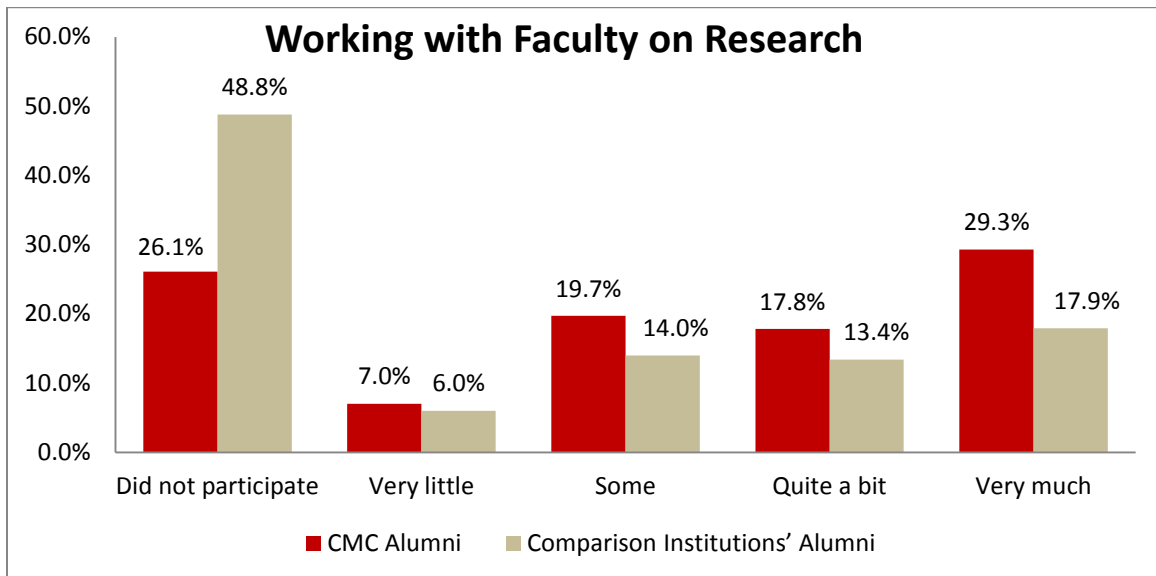
Undergraduate experiences contribution to personal development:

To what extent did your experience with internships as an undergraduate contribute to your learning and personal development?



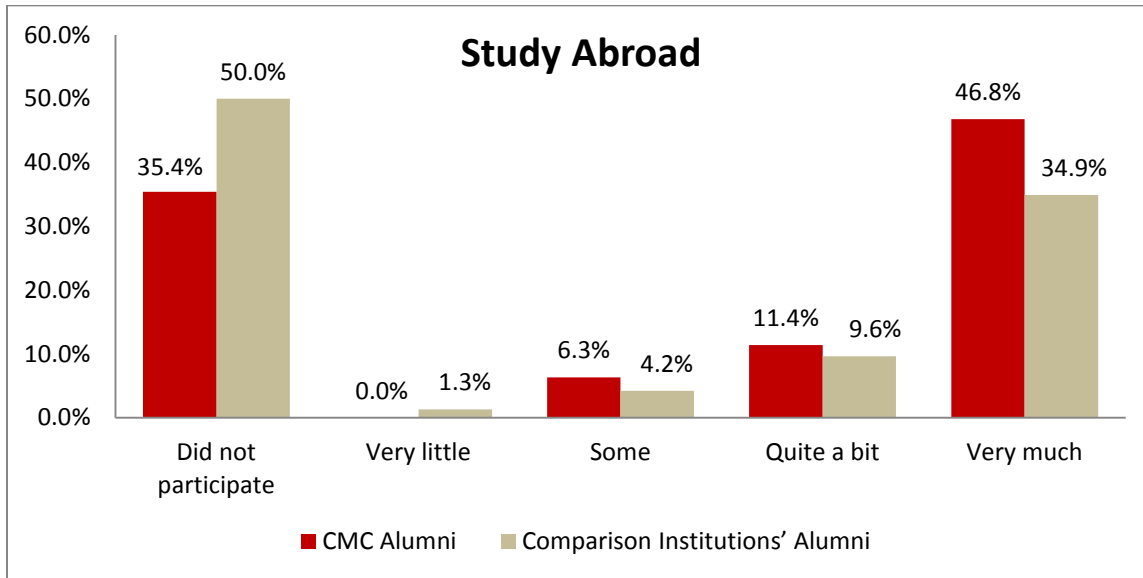
*HEDS Alumni Survey (aggregated results for all cohorts)

To what extent did your experience working with faculty on research as an undergraduate contribute to your learning and personal development?



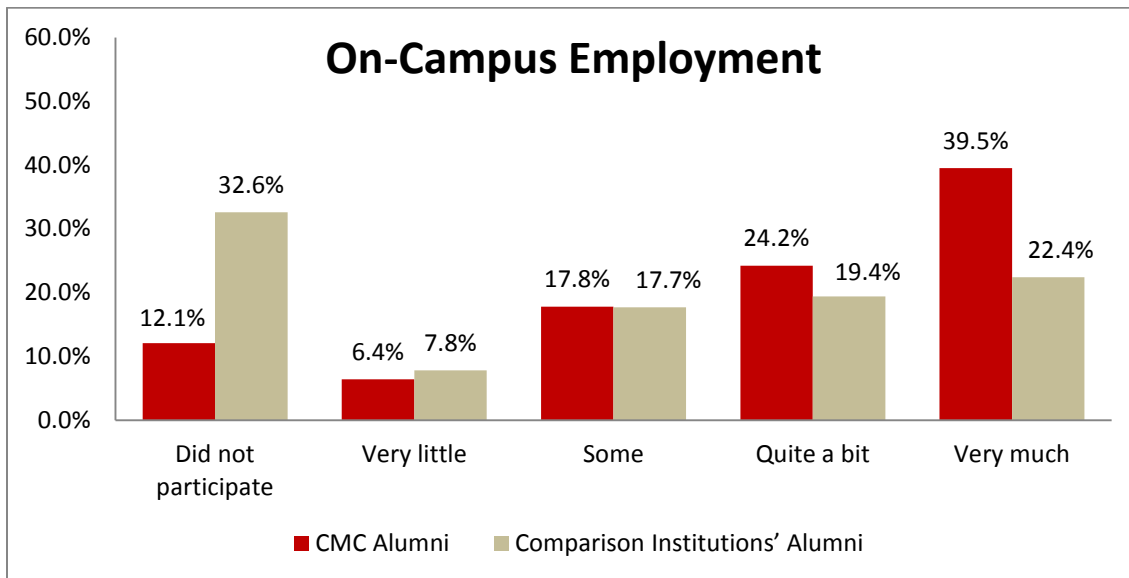
*HEDS Alumni Survey (aggregated results for all cohorts)

To what extent did your experience with study abroad as an undergraduate contribute to your learning and personal development?



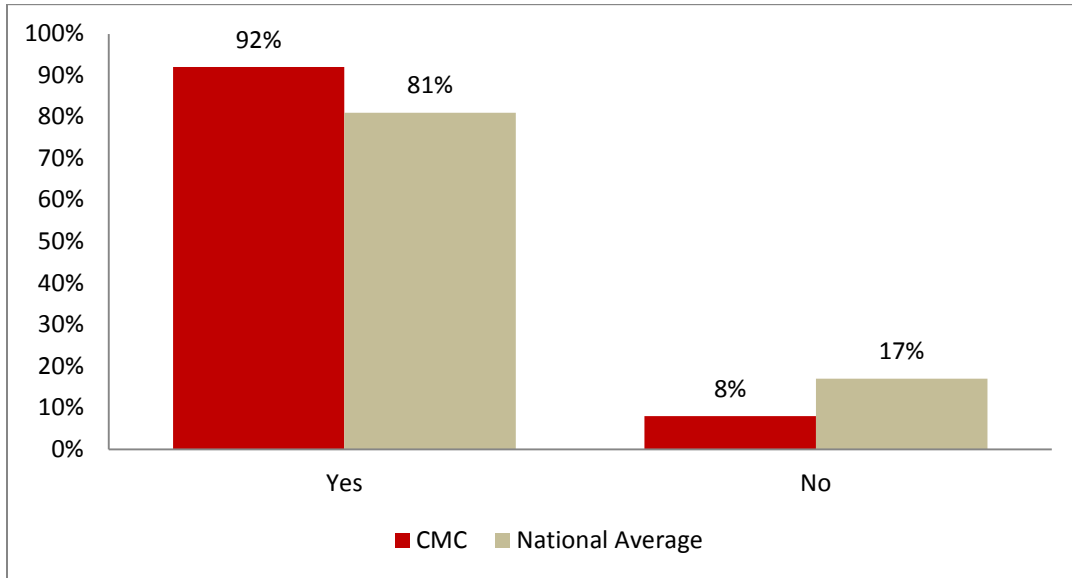
*HEDS Alumni Survey (aggregated results for all cohorts)

To what extent did your experience with on-campus employment as an undergraduate contribute to your learning and personal development?



*HEDS Alumni Survey (aggregated results for all cohorts)

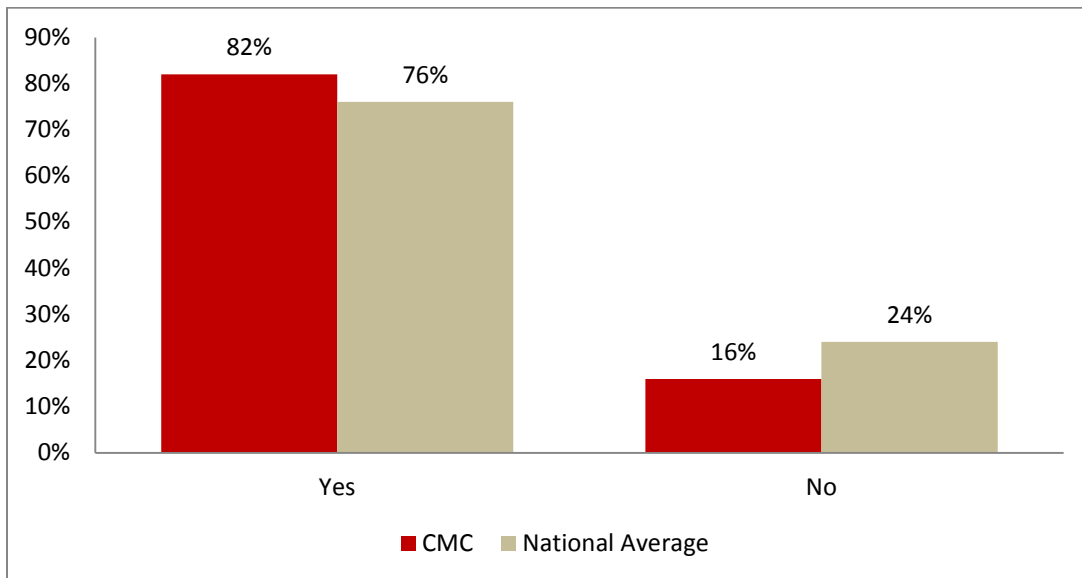
Upon graduation, were you effectively prepared with the knowledge and skills you needed?



*ACE Young Alumni Survey

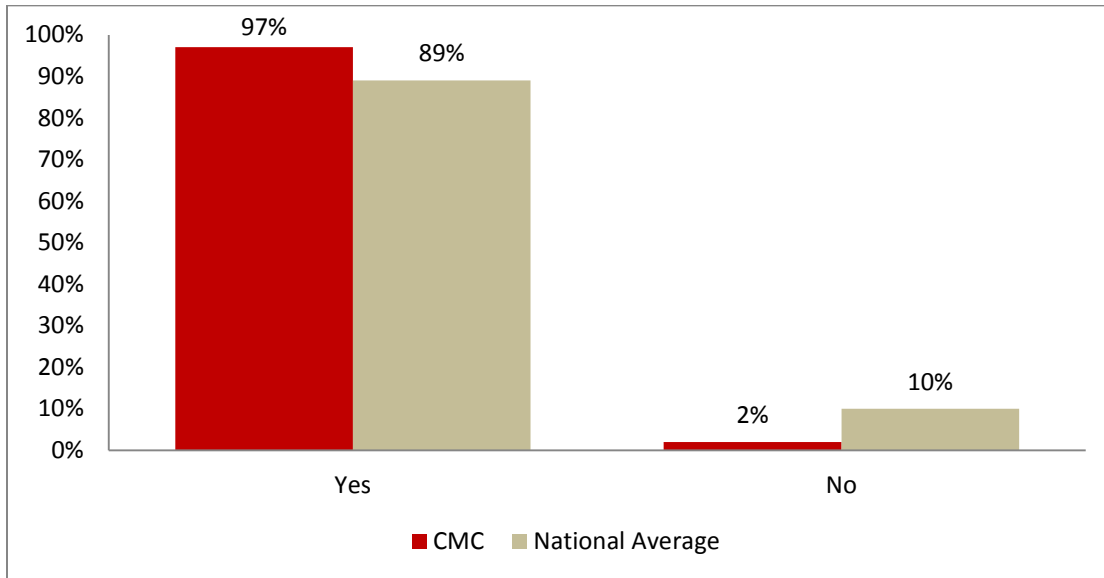
Evaluations of the value of education:

Do you think that YOUR college or university charged you a fair price for your college education?



*ACE Young Alumni Survey

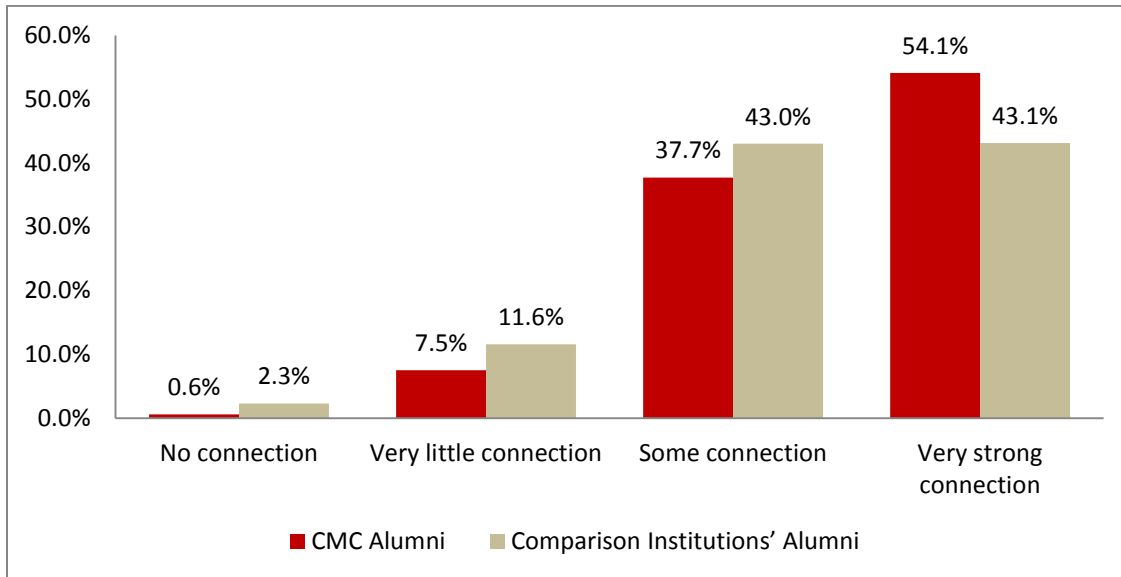
Given the time dedicated to your degree and the money spent on tuition, all in all do you believe your college education was worth it?



*ACE Young Alumni Survey

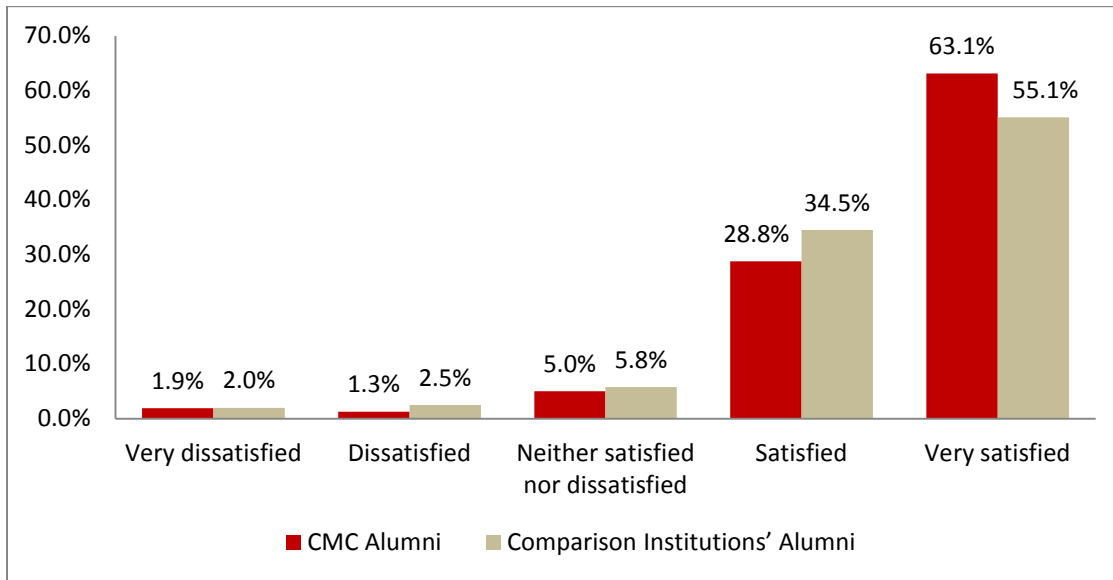
Global evaluations of CMC:

How connected do you feel to your undergraduate institution?



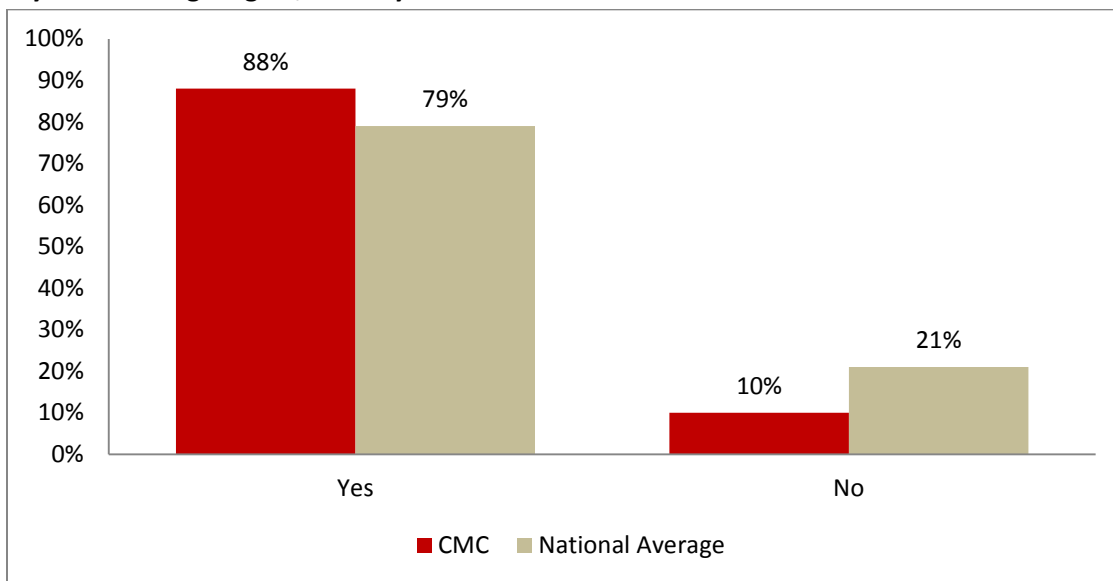
*HEDS Alumni Survey (aggregated results for all cohorts)

Overall, how satisfied have you been with your undergraduate education?



* HEDS Alumni Survey (aggregated results for all cohorts)

If you could begin again, would you choose to attend the same school?



* ACE Young Alumni Survey: